

Modelo

**THP/SL-L10 (2+4+4)**

MODULAR

**GOLDHOFER**

MD0001

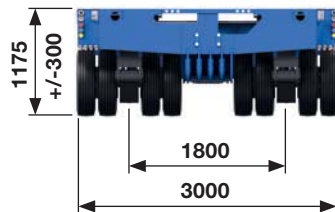

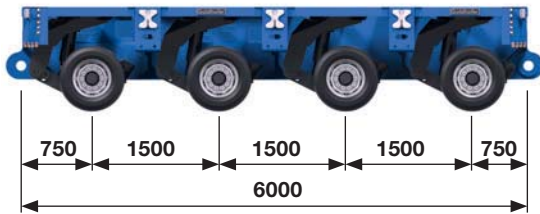
**CARACTERISTICAS**

Marca	GOLDHOFER
Modelo	THP/SL-L10
Año	2014
Carga Útil	250 000 Kg
N° de líneas	10
Neumático	215/75 R 17,5

**ACCESORIOS**

CÓDIGO	DESCRIPCIÓN	MARCA	MODELO	SERIE
MD0001	MODULAR 2 líneas	GOLDHOFER	THP/SL-L2	WG0THPS27D0036125
MD0001	MODULAR 4 líneas	GOLDHOFER	THP/SL-L4	WG0THPS47D0036126
MD0001	MODULAR 4 líneas	GOLDHOFER	THP/SL-L4	WG0THPS49D0036127
MD0001	MODULAR cuello	GOLDHOFER	STHP/SL	36125-20
MD0001	MODULAR grupo motor	GOLDHOFER	N/A	487142-209502
MD0001	MODULAR planchón	GOLDHOFER	N/A	815 375
MD0001	MODULAR planchón	GOLDHOFER	N/A	813 164
MD0001	MODULAR planchón	GOLDHOFER	N/A	815 374
MD0001	MODULAR planchón	GOLDHOFER	N/A	817 381
MD0001	MODULAR Adaptador para acoplamiento	GOLDHOFER	N/A	36125-50
MD0001	MODULAR tiro	GOLDHOFER	NZ 14	1212-023
MD0001	MODULAR tiro	GOLDHOFER	NZ 14	1212-021

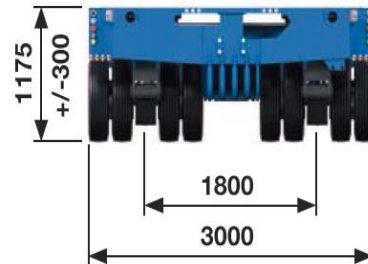
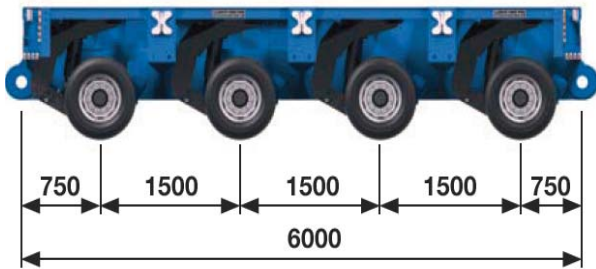
# TYPE THP/SL-L



## Technical features

- Twin tires 215/75 R 17.5
- Axle load 26.1 t at 20 km/h

**DIMENSIONES**




**DIMENSIONES**

UNIVERSAL GOOSENECK



**ACCESORIOS**

**LOW-PROFILE DROP DECK**



**STANDARD THP ACCESSORIES**



Drawbar



Swivel arm



Hydraulic  
power packs



Radio remote  
for steering



## CONFIGURACIONES

